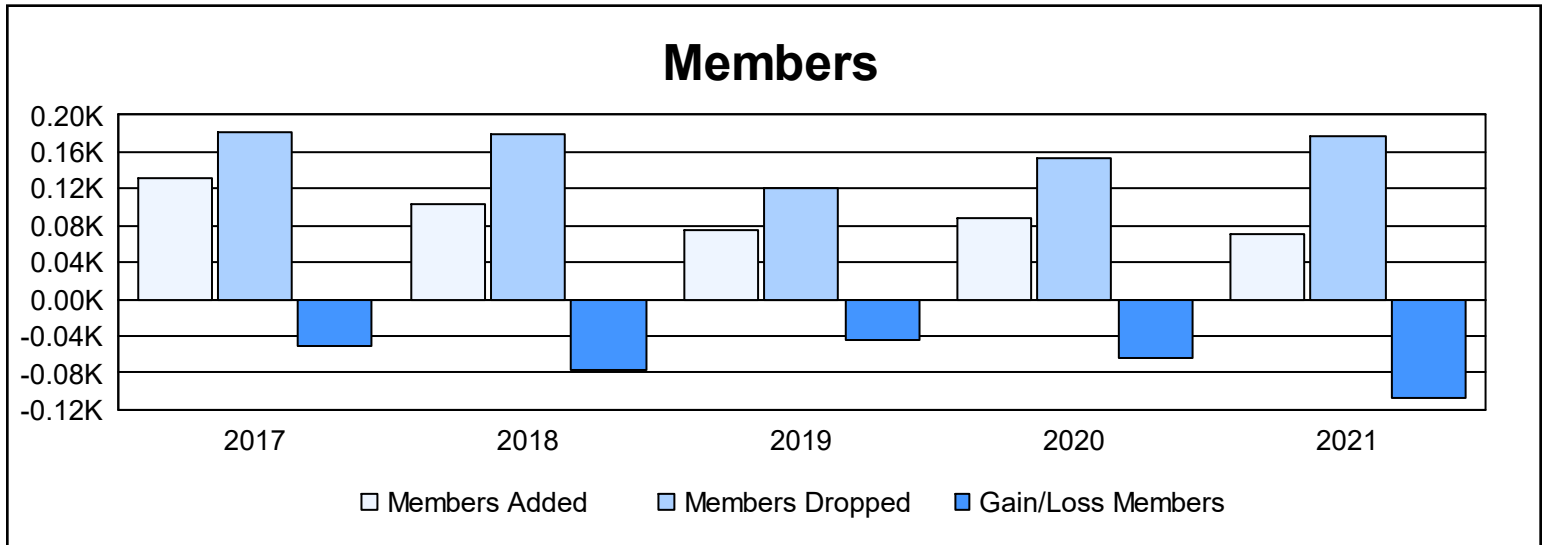
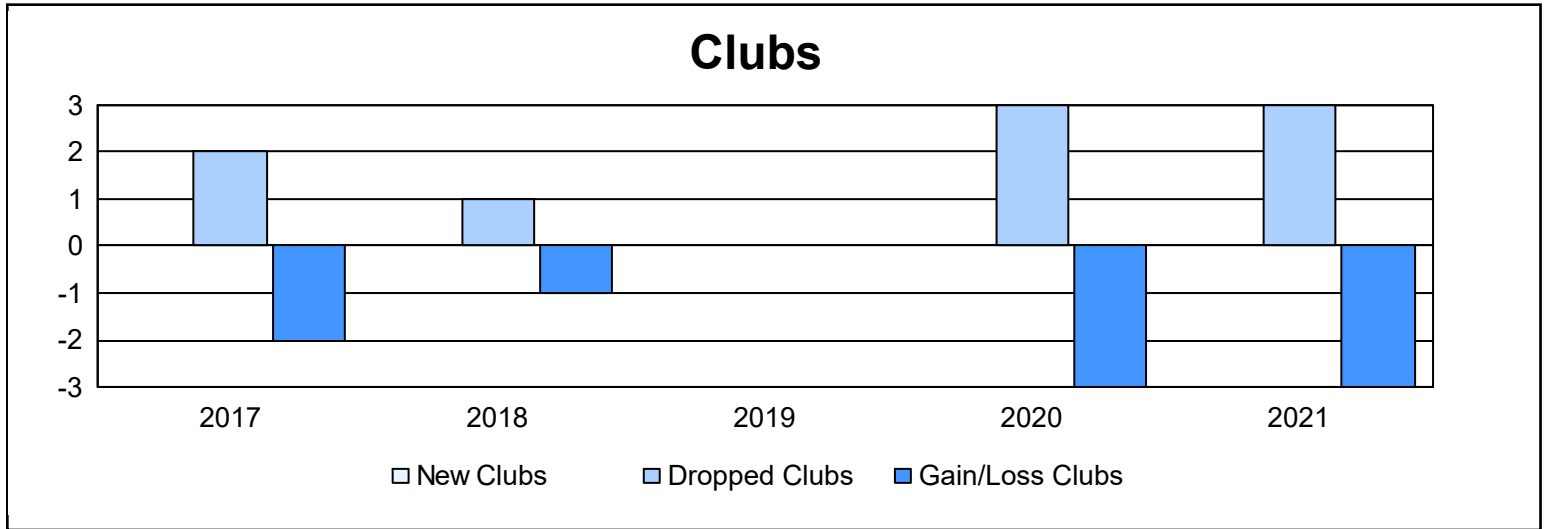
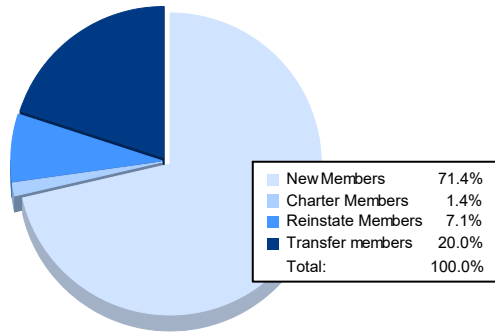


| Year | New Clubs | Dropped Clubs | Gain/ Loss Clubs | New Members | Charter Members | Reinstate Members | Transfer Members | Total Member Added | Total Members Dropped | Gain/ Loss Members |
|----------------|-----------|---------------|------------------|-------------|-----------------|-------------------|------------------|--------------------|-----------------------|--------------------|
| 2016-2017 | 0 | 2 | -2 | 119 | 0 | 4 | 8 | 131 | 182 | -51 |
| 2017-2018 | 0 | 1 | -1 | 89 | 0 | 7 | 7 | 103 | 180 | -77 |
| 2018-2019 | 0 | 0 | 0 | 67 | 0 | 1 | 8 | 76 | 121 | -45 |
| 2019-2020 | 0 | 3 | -3 | 62 | 0 | 8 | 19 | 89 | 154 | -65 |
| 2020-2021 | 0 | 3 | -3 | 50 | 1 | 5 | 14 | 70 | 177 | -107 |
| Average | 0 | 2 | -2 | 77 | 0 | 5 | 11 | 94 | 163 | -69 |



Membership Composition June 2021 Cumulative



Gender Composition June 2021 Cumulative

